



Designing your Room Floor Plan



The furniture templates can be cut out and used on the grid below to create a fantastic room for your mini monster.

Scale: 

Each grid square represents 25cm therefore every four represents 1m.

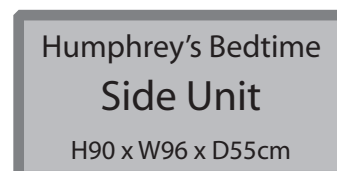
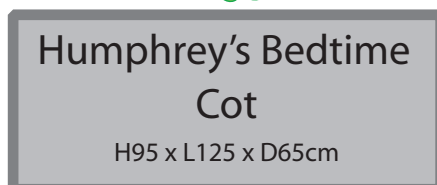
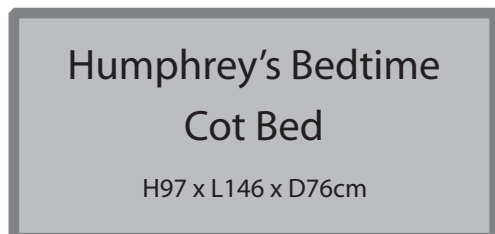


Multiple copies can be printed and joined together should your room be larger than 4.5 m

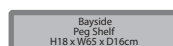
Designing your Room Floor Plan



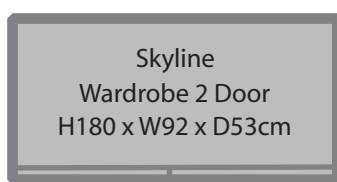
Humphrey's Corner - Humphrey's Bedtime



Bayside



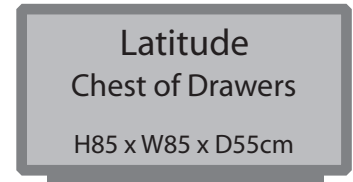
Skyline



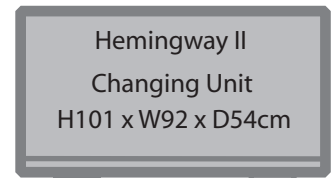
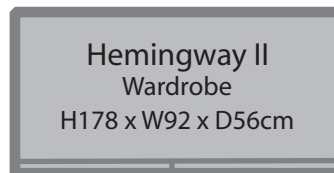
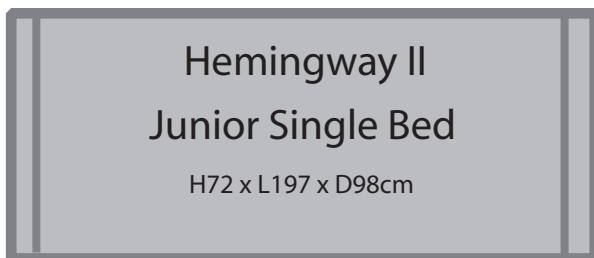
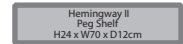

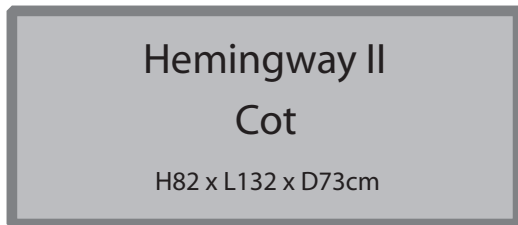
Designing your Room Floor Plan



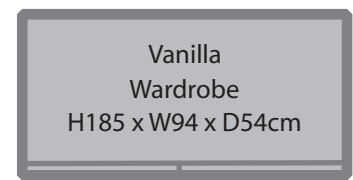
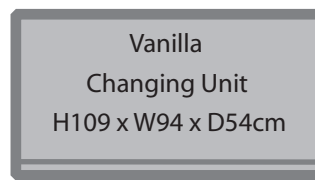
Latitude



Hemingway II



Vanilla



Designing your Room Floor Plan



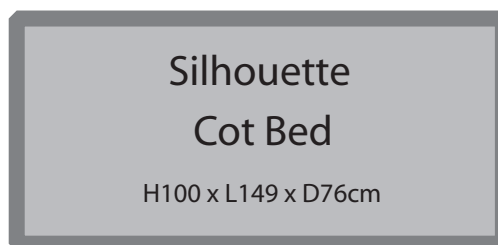
Solo Hanging Rail



Bailey Sleigh Cot Bed



Silhouette Cot Bed



Tempo Raised Bed



Camden Bunk Bed

